

Methamphetamine FC Screening Assessment Report



STATEMENT OF PASSING OVER INFORMATION:

This information has been supplied to us by a third party. Accordingly, the Vendor and Remax Partners is merely passing over the information as supplied to us by others. While we have passed on this information supplied to us by a third party, we have not checked, audited or reviewed the records or documents and therefore to the maximum extent permitted by law neither the Vendor nor Remax Partners or any salespersons or employees accept any responsibility for the accuracy of the materials. Intending Purchasers

Address inspected: 1-16 Rice Cr, Papakura, Auckland

Inspection for: **RE/MAX**

Date of Inspection: 17/06/2020 Time: 8:30am

Inspector: Alan Matteucci - NZQA 30892-93 & 94 Certified Methamphetamine Screener (2109)
 Certified Drug Recognition Expert and Narcotics Testing Officer. M.M.C.International. B.V. (1992) The Netherlands
 Authorised Methamphetamine Sampler for two NZ ISO/IEC 17020 accredited laboratories (2016)
 BOHS IP402 Certified Asbestos Survey and Assessment (2017).

Text / Phone: 021 079 5470 / 0508 666 688

email: info@habitatpropertyservices.co.nz

www.habitatpropertyservices.co.nz



HABITAT PROPERTY SERVICES

meth testing - smoke alarms - asbestos

Test type: Field Composite (FC) Swab Screening Test - no. of sample kits = ONE				
Conclusion: Screening result was 0.42 for methamphetamine, indicating that no further testing is necessary. PROPERTY COMPLIES WITH STANDARDS NZ.				
Property description: single level residential house, separate garage.				
Sample Kit 1	Location	Photo	Result	
1 House	All rooms sampled.	Yes	0.42µg Field Composite Screening tests combine the level of the rooms tested.	
2				
3	See pics for exact locations.			
4	Total locations swabbed = 9	Yes		

Methamphetamine Sampling by Habitat Property Services

INSPECTOR does not need to be a forensic scientist to perform methamphetamine presumptive sampling. Tests undertaken by the INSPECTOR give a level of methamphetamine detected within the test area/s of the room/s tested. These tests do not rule out the presence of methamphetamine within the home. If you have good reason to believe a home has been contaminated by methamphetamine and/or used as a methamphetamine lab we suggest further forensic testing even if our test shows a negative result.

Field Composite (FC) Swab Lab Screening Assessment Sampling - procedure

Meth test kit supplied by Analytica Laboratories (IANZ Accredited).

A screening assessment involves one sample kit and more than one wipe location (each ostensibly of 100cm² - see notes), and provides a cumulative result of all the locations wiped. The swab is used to wipe the surface, and picks up any residue, for the one lab test.

Further test kits and swabs may be used if property is large, or client wishes to keep swabs and results specific to certain areas. Swab is placed in container until couriered.

Sample/s are sent to Analytica Laboratories for analysis. **(See Further Description below).**

Results of 0.04µg or less - should be read as zero.

If result is 1.5µg or under: No further action or sampling needed.

If result is over 1.5µg: further action recommended to determine which room/s if any, are over 1.5µg. Cleanup or remediation may be required to bring level to 1.5µg or under. **(Standards NZ July 2017)**

New Information: Government announces a new safe level of 15µg would be acceptable.

(media 30 May 2018). [Auckland City Council website](#) states 15µg / room is acceptable.

An independent, meth experienced company should be used for any clean-up and/or quoting for clean up.

INSPECTOR may only supply a short list of companies who do further testing and/or clean up, and further research or estimates should be obtained by client, from Google for example.

If further sampling is needed we suggest that ourselves, or another independent company be brought in to do such further sampling.

Pre and post-decontamination detailed sampling is usually required (Standards NZ).

Standards NZ Document issued 29 June 2017 describes screening and detailed sampling, post-decontamination sampling, and decontamination processes, etc:

<https://www.standards.govt.nz/assets/Publication-files/NZS8510-2017.pdf>

See 'Notes about methamphetamine contamination limits' below for some key points in the Standards NZ document.

We also refer to publications by Dr. Nick Kim, Toxicologist, Massey University.

Welcome to email us for a detailed report on the accuracy of the tests, or a certificate stating the suitability of the tests for testing meth residue in houses, or any other queries, thanks.

Note: It is not possible to sample every surface in a property using this process. The presence of meth may also be masked by recent repainting and decorating. This may also include the historic removal and replacing of wall linings. If meth is present under the surfaces sampled, a surface test may not be able to pick this up. We recommend you check to understand what cleaning / painting / renovating has been done.

This Forensic Test Tests for the presumptive detection of:	
<ul style="list-style-type: none">• Amphetamine (AMP)• Methamphetamine (MET)	<ul style="list-style-type: none">• Ephedrine• Pseudoephedrine

Comments:

Field Composite Swab Screening Sampling, Laboratory result:
Each sample kit cumulative. No result for each individual test area.

Methamphetamine Testing result = 0.42µg total cumulative for all rooms.

This result is very low, especially considering it was likely picked up from more than one location.

Even if it was all picked up from only one location, eg the bathroom, it is still very low.

It is well under Standards NZ Guideline level of 1.5 PER room.

No health or safety concerns are indicated.

Possible further action: n/a



Estimate: n/a


Pictures are for reference if further testing or other evaluation needed.

(For accurate comparison, any further testing should be done in same areas).

Photos and samples usually taken in a clockwise direction around house, starting in kitchen.







Notes - This Property

All rooms tested within the property were negative or below any health risk guidelines for methamphetamine indicating that no further testing is necessary.

House occupied? - No.

Property manager? - Unknown.

Samples were collected in **all** rooms.

Areas not sampled: roof cavity, back little laundry room, garage.

Note any concerns noticed about property, recent cleaning or renovation observations, etc.	
House tested before or reason for test.	Not noted.
Outside property, burn pits, underhouse, CCTV camera, drains, bins.	No.
New paint, carpet, extractors, renovations.	Probable full reno.
Any poly-urethaned or varnished surfaces.	Not noted / see pics.
Extractor units, HRV air units, heat pumps etc.	Not noted - see pics.
Garage or limited use areas sampled.	No.
PPE used.	Gloves.

Smoke Alarms, asbestos, mould & moisture, formaldehyde, lead.

Welcome to contact us for any information about the above services.

Notes - General

If you have good reason to believe the property has been contaminated by methamphetamine and/or used as a methamphetamine lab we suggest further forensic testing is undertaken even if our test shows a negative result.

The process used is designed as a screening test only and to indicate the non-presence of methamphetamine, or the presence of methamphetamine to a cumulative level.

The purpose of this field composite screening test is to discover if there is a presence of meth in the house, or not, and to give an idea of the level as relates to Standards NZ. **Sampling may not adhere strictly to NZ Standards processes**, as the purpose of the sampling is not to prove that the house or room is above or below a certain Standards NZ level of meth contamination. The inspector may wipe areas outside of the 100cm² grid, say along the top of architraves or curtain rails or handles, especially if the house has just been fully renovated, for example.

Precaution was taken by means of PPE, and strict separation of sampling equipment, removable items in the house and tasks to minimise cross contamination.

At Habitat Meth Testing, we also wash or dispose of equipment frequently.

The testing did not include VOC's, water or pH.

Air Testing - did not perform VOC (Volatile Organic Compound) testing.

Soil Testing - no samples taken. Insulation Testing - No insulation tested.

Heavy Metals - No heavy metal testing performed.

Methamphetamine Testing - All rooms were tested using NIOSH 9111 methodology.

Each sample was collected from within approximate 100cm² template areas (see notes).

Samples were collected in areas where contamination is expected to be high in accordance with the sampling theory in the [Standards New Zealand Testing and decontamination of methamphetamine-contaminated properties](#). e.g : stains, fuseboxes, high airflow areas.

Samples were sealed, contained and sent with a Chain of Custody form to be analysed at an IANZ Accredited Laboratory.

A meth test is only one of the criteria you should use when assessing the suitability and risks associated with property. As well as the standard advice provided by the like of HOBANZ (Home Owners and Buyer Association of NZ) and the Dept of Building and Housing, we recommend talking to the neighbours as they may have a sense of what has gone on in a property.

The police only locate a small percentage of meth labs. Of the properties in which meth labs are found, about 70% are in rentals. We recommend you check with the vendors real estate agent as the the rental history of the property. If the tenant have left in a hurry, with damage done and rent owing, this may be associated with drug use.

For a copy of this report, please email info@habitatpropertyservices.co.nz with 'Meth Test Report copy needed', address of the tested property, and date sampled. Colour printed copies are posted for \$35.00.

Client is welcome to discuss further testing and clean-up options to a representative at Habitat Property Services. Ph: 021 079 5470 or 0508 666 688 or email info@habitatpropertyservices.co.nz

Thankyou for using Habitat Property Services meth testing. Please let us know if we can support your future property decisions.

Notes about methamphetamine contamination limits in NZ, for your information

Current:

ON 30 May 2018, The Minister of Housing Phil Twyford and the government's Chief Scientist announced that a level of 15µg/100cm², for rooms not suspected to be meth labs - meth residue from smoking only, was acceptable as a safe level.

HNZ announced that it was immediately implementing a new safe level of 15µg/100cm² per room as part of its policy around meth contamination.

The **Standards NZ** document released 29 June 2017 sets the maximum level of methamphetamine in an affected property at 1.5µg/100cm².

<https://www.standards.govt.nz/assets/Publication-files/NZS8510-2017.pdf>

Standards NZ:

- Limit for 'limited use areas' is 3.8µg.
- In areas over 1.5µg, soft furnishings eg carpet and curtains should be removed.
- Appliances for storing or cooking food could be recommended to be removed
- If areas in property are over 1.5, in areas under 1.5µg carpet should be Hepa filter vacuumed, and steam cleaned.
- Refers to: screening assessment, detailed assessment, and post-decontamination assessment types.
- Refers to: discrete wipe sample, field composite, and laboratory composite sampling methods.
- Large rooms should be sampled per 10m² area.
- There are more requirements for a post-decontamination sampling and assessment, which leads to issuing of a clearance certificate.

Historical


1. The Ministry of Health put out a document with a Guideline level of 0.5µg, in 2010. This level was for use when cleaning up meth labs only, and was not meant to apply to meth smoking residue.

<https://www.health.govt.nz/system/files/documents/publications/guidelines-remediation-clandestine-meth-lab-sites.pdf>

2. The 0.5µg level was realised to be too low, and the MoH put out another Doc with revised levels, in October 2016. These levels range from 0.5 to 2.0µg and are what Habitat Property Services refer to when meth is detected, but meth lab manufacturing is not suspected.

<http://www.health.govt.nz/news-media/media-releases/recommendations-methamphetamine-contamination-clean>

Notes - Lab and level information



Analytica and Hill Laboratories provide sampling kits to samplers, and test samples submitted by them for methamphetamine and three related compounds (amphetamine, ephedrine, and pseudoephedrine). Testing follows the internationally recognised NIOSH 9111 method. Analytica and Hill Laboratories are ISO 17025 accredited by IANZ, which means that they are independently audited to provide results that can be trusted.

What do the units used to measure methamphetamine residue (micrograms and nanograms) really mean?

When measuring methamphetamine residues, the unit of measurement is μg (micrograms). It can be hard to imagine just what this means, and some metaphors are useful to understand a little better.

A microgram is a millionth of a gram, and when measuring things in micrograms the term 'parts per million' is also sometimes used. However, it's also worth noting that laboratories are typically measuring methamphetamine residues at a level as low as $0.02 \mu\text{g}$, which is actually 20 nanograms (or 20 parts per billion).

So what are some useful analogies to use for these low levels of measurement?

1 part per million or 1 microgram

One second in 10 days or a minute in 2 years.

A large cup of coffee emptied into an Olympic sized swimming pool (50 m long by 25 m wide and 2 m deep).

3 grains of rice in 100 kilograms of sugar.

1 part per billion or 1 nanogram

1 car in a line of cars that goes around the earth 100 times.

3 seconds in a century.

A 10 cent coin compared with 100 million dollars.

In other words, the residues of methamphetamine that can safely be in a property are very low!! The equipment used for this testing by laboratories is very sensitive, and Analytica Laboratories has literally millions of dollars worth of sophisticated LC-MS/MS analysers for the task.

ESR report discusses safe levels of methamphetamine residues in homes PUBLISHED JANUARY 24, 2017

The Ministry of Health recently provided new information to the NZ public about safe levels of methamphetamine residues in properties where the drug has been used (but not manufactured). It was prepared by ESR (a NZ government owned Crown Research Institute), and draws on the opinions of regulators in the United States and Australia.

The recommended maximum residue levels in the report are:

(Superseded by Standards NZ July 2017)

$0.5 \mu\text{g}/100\text{cm}^2$ for houses where the drug has been manufactured (unchanged)

$1.5 \mu\text{g}/100\text{cm}^2$ for houses where the drug has only been used – carpeted

$2.0 \mu\text{g}/100\text{cm}^2$ for houses where the drug has only been used – uncarpeted

The report identifies babies and toddlers as being at the highest risk from methamphetamine residues, and for this reason higher residue level are acceptable in houses where the original carpets have been removed.

The press release from the Ministry of Health announcing the release of the report said that "...the Ministry of Health believes houses which don't trigger the clean-up levels for methamphetamine are as safe to occupy as any other similar house." In other words, by testing properties prior to purchase or moving in as a tenant, the new occupiers can have confidence that methamphetamine residues don't pose any risk to their health.

The Ministry of Health press release regarding this report (and the report itself) can be found using the following link:

<http://www.health.govt.nz/news-media/media-releases/recommendations-methamphetamine-contamination-clean>